

Unifi G20 Fund

20 businesses reshaping the world



Why G20 Portfolio?

Why G20 ?

Fund Strategy

Investing in Innovation

Focus 1: Big Tech

Focus 2: Growth Tech

Focus 3 : Non-Tech

Investing in Globalisation

Globally Dominant Firms

US listed, Global Firms

Stock Picking

Investment Universe

Investment Philosophy

Fund Details

Key Facts

Fund Details

About Unifi

Unifi Capital

Unifi Investment Management

Why is Developed Market exposure important?

A high-performing alternative to India enables crucial diversification

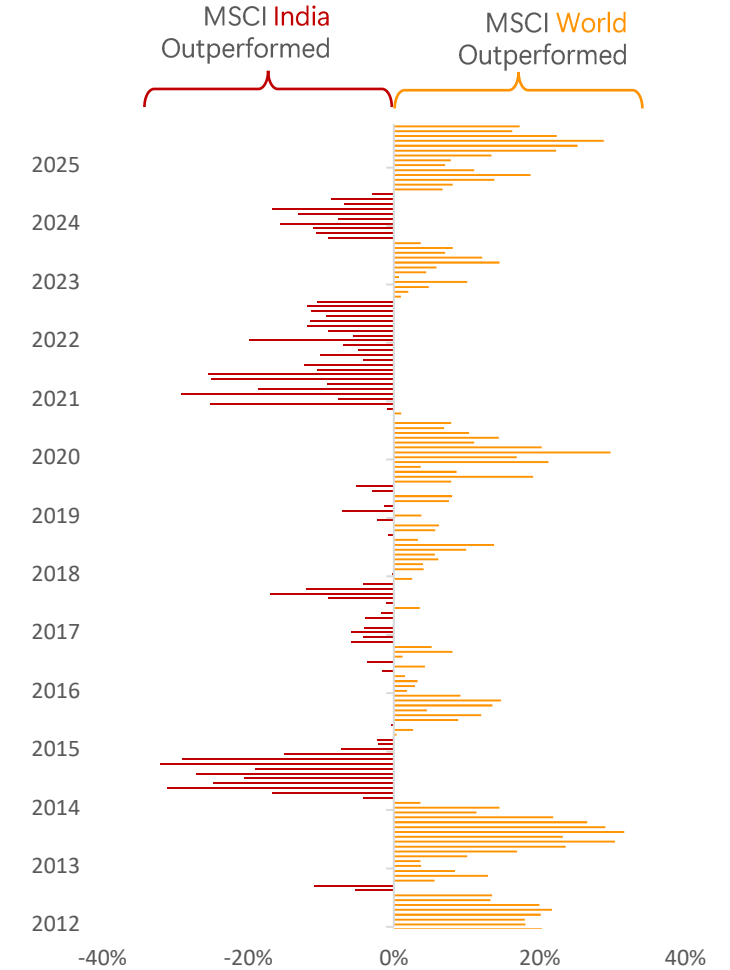
1 India is amongst the world's top-performing markets over a long period, but others consistently performed similarly.

| | 1 year CY24-25 | 3 years CY22-25 | 5 years CY20-25 | 10 years CY15-25 | 20 years CY05-25 |
|--------------|-------------------|--------------------|--------------------|---------------------|---------------------|
| S.Korea | 100% | Taiwan 35% | Taiwan 17% | Taiwan 19% | Taiwan 11% |
| Brazil | 50% | S.Korea 24% | UK 14% | USA 14% | USA 10% |
| Taiwan | 39% | USA 23% | USA 13% | Brazil 11% | India 8% |
| Germany | 36% | Germany 23% | India 10% | India 10% | China 8% |
| MSCI EM | 34% | Japan 18% | France 9% | S.Korea 10% | UK 7% |
| China | 31% | MSCI EM 16% | Germany 9% | France 9% | Germany 6% |
| France | 28% | UK 14% | Japan 7% | UK 9% | S.Korea 6% |
| UK | 26% | France 14% | Brazil 6% | MSCI EM 8% | MSCI EM 6% |
| Japan | 25% | Brazil 12% | MSCI EM 4% | Japan 8% | France 6% |
| USA | 17% | China 12% | S.Korea 4% | Germany 8% | Brazil 5% |
| India | 3% | India 11% | China -3% | China 6% | Japan 4% |

2 Indian & Global RoEs are also comparable



3 World & Indian markets are uncorrelated; offering diversification benefits at similar returns



Understanding Developed Market Equity Drivers

The returns of DM equities, unlike Indian equities, are not pegged to GDP growth

| | GDP Growth 2015-2025 CAGR | | Equity Returns 2015-2025 CAGR |
|-------|------------------------------|------------|----------------------------------|
| India | 7% | ← [Link] → | 10% |
| USA | 5% | ← [X] → | 14% |

Understanding the drivers of DM's high equity returns is the key to capturing them in a portfolio.

We believe it comes down to just two:

1

Innovation

Creates new markets; Grows human productivity

2

International Expansionism

Constantly expands TAM; Free-trade Efficiencies

3

Broader Enablers

Interest rates; Reserve Currency; Capitalism etc.

- Why G20 Portfolio?

 - Why G20 ?

 - Fund Strategy

- Investing in Innovation

 - Focus 1: Big Tech

 - Focus 2: Growth Tech

 - Focus 3 : Non-Tech

- Investing in Globalisation

 - Globally Dominant Firms

 - US listed, Global Firms

- Stock Picking

 - Investment Universe

 - Investment Philosophy

- Fund Details

 - Key Facts

 - Fund Details

- About Unifi

 - Unifi Capital

 - Unifi Investment Management

- Why G20 Portfolio?

- Why G20 ?
 - Fund Strategy

- Investing in Innovation

- Focus 1: Big Tech
 - Focus 2: Growth Tech
 - Focus 3 : Non-Tech

- Investing in Globalisation

- Globally Dominant Firms
 - US listed, Global Firms

- Stock Picking

- Investment Universe
 - Investment Philosophy

- Fund Details

- Key Facts
 - Fund Details

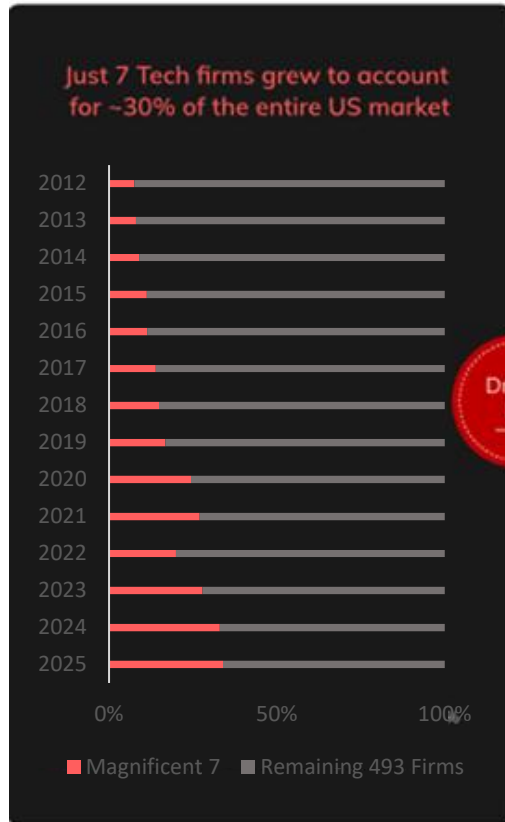
- About Unifi

- Unifi Capital
 - Unifi Investment Management

Investing in: Innovation

1 Start with the evident : Big Technology

The information revolution has been one of the fastest & biggest value creators the world has ever seen



| | ...Phenomenal Cash Flow & Profitability... | ...Capital Light Business Models... | ...and Strong Demand Growth with Competitive Moats... | | | PEG | |
|-----------|--|-------------------------------------|---|---------|---------|-----------------|------------|
| | | | EPS | | | | |
| | ROE | Payout Ratio | D/E | 5Y CAGR | 3Y CAGR | 3Y Forward CAGR | |
| Microsoft | 41% | 55% | 0.13 | 14% | 19% | 18% | 1.5 |
| Apple | 150% | 103% | 1.23 | 7% | 18% | 11% | 2.9 |
| Nvidia | 67% | 41% | 0.05 | 151% | 80% | 37% | 1.0 |
| Alphabet | 28% | 67% | 0.32 | 21% | 28% | 22% | 1.3 |
| Amazon | 20% | 3% | 0.22 | 76% | 31% | 18% | 1.7 |
| Meta | 28% | 66% | 0.22 | 51% | 24% | 11% | 1.7 |
| Tesla | 17% | 0% | 0.11 | -26% | 17% | 30% | 8.0 |
| S&P 500 | 17% | - | 1.14 | 8% | 14% | 15% | 1.9 |

Updated as of March 2026

...Resulting in Compelling Investment Opportunities

The biggest tech companies have been capturing the lion's share of tech's value creation due to:

Scale of resources, M&A of smaller competitors, product bundling, access to customer data, compute recourses in clouds service providers, ability to recruit top engineering talent etc.

Investing in: Innovation

2 But tech investing goes beyond 'Big Tech'



There is enormous potential for a plethora of large tech firms to drive the next leg of technological growth



Transformations like this occur only once or twice in an investor's life.
Capturing this value creation when it occurs is a big part of what the G20 fund is about.

- Why G20 Portfolio?
 - Why G20 ?
 - Fund Strategy
- Investing in Innovation
 - Focus 1: Big Tech
 - Focus 2: Growth Tech
 - Focus 3 : Non-Tech
- Investing in Globalisation
 - Globally Dominant Firms
 - US listed, Global Firms
- Stock Picking
 - Investment Universe
 - Investment Philosophy
- Fund Details
 - Key Facts
 - Fund Details
- About Unifi
 - Unifi Capital
 - Unifi Investment Management

- Why G20 Portfolio?

- Why G20 ?
 - Fund Strategy

- Investing in Innovation

- Focus 1: Big Tech
 - Focus 2: Growth Tech
 - Focus 3 : Non-Tech

- Investing in Globalisation

- Globally Dominant Firms
 - US listed, Global Firms

- Stock Picking

- Investment Universe
 - Investment Philosophy

- Fund Details

- Key Facts
 - Fund Details

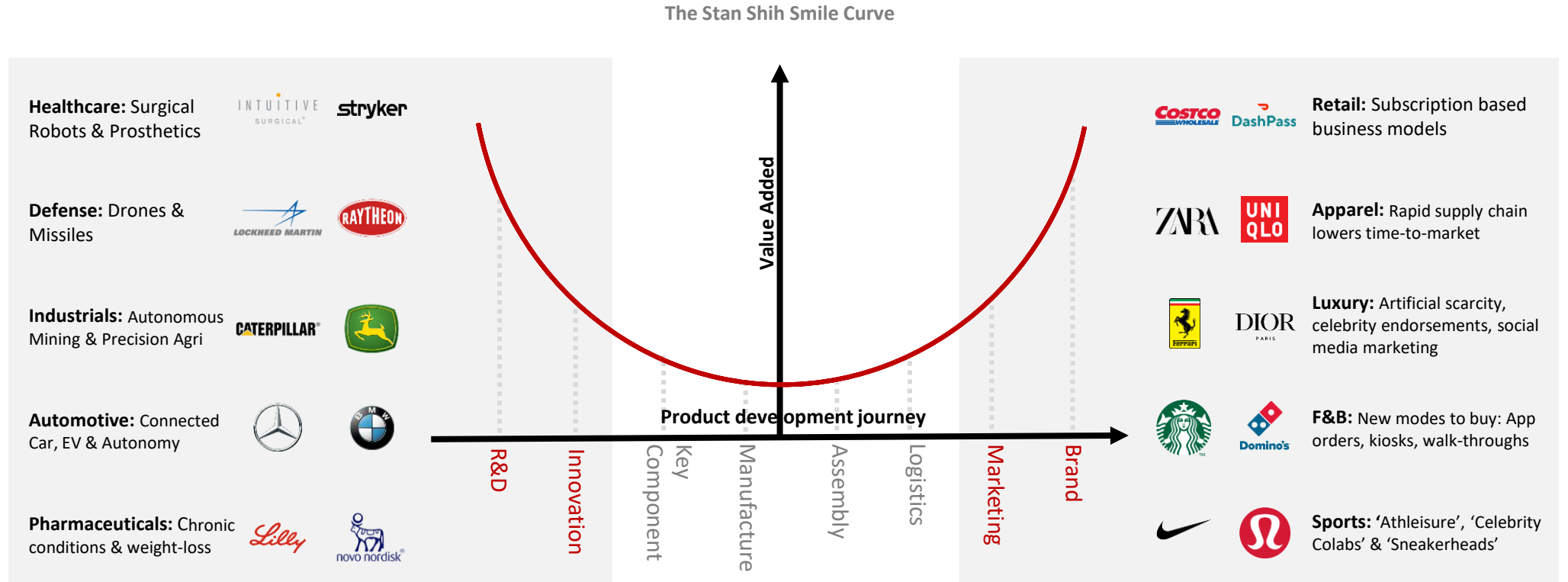
- About Unifi

- Unifi Capital
 - Unifi Investment Management

Investing in: Innovation

3 And captures the tremendous innovation in non-tech industries as well.

Across industries, **technical & non-technical** innovation has created enormous profits (oftentimes monopolies) with superlative margins & durable competitive moats.



- Why G20 Portfolio?

- Why G20 ?

- Fund Strategy

- Investing in Innovation

- Focus 1: Big Tech

- Focus 2: Growth Tech

- Focus 3 : Non-Tech

- Investing in Globalisation

- Globally Dominant Firms

- US listed, Global Firms

- Stock Picking

- Investment Universe

- Investment Philosophy

- Fund Details

- Key Facts

- Fund Details

- About Unifi




































- Unifi Capital

- Unifi Investment Management

Investing in: **International Expansionism**

A small number of firms own the high-growth industries of the future, world-wide.

India has almost no listed businesses in any of **these industries of the future**. Exposure can only be taken internationally.

| | | | | | | | |
|-----------------------------|---|---|---|-------------------------------------|---|---|---|
| Luxury Goods |  |  |  | Consumer Discretionary |  |  |  |
| Aviation |  |  |  | Defense |  |  |  |
| Streaming |  |  |  | Cross-border Payments / Investments |  |  |  |
| Cloud |  |  |  | Industrial Equipment |  |  |  |
| Semiconductor Design |  |  |  | Ageing Population |  |  |  |
| Semiconductor Manufacturing |  |  |  | Manufacturing Digitisation |  |  |  |

Often these products are essentials and oligopolies that have little/no local competition.

- Why G20 Portfolio?

- Why G20 ?
 - Fund Strategy

- Investing in Innovation

- Focus 1: Big Tech
 - Focus 2: Growth Tech
 - Focus 3 : Non-Tech

- Investing in Globalisation

- Globally Dominant Firms
 - US listed, Global Firms

- Stock Picking

- Investment Universe
 - Investment Philosophy

- Fund Details

- Key Facts
 - Fund Details

- About Unifi

- Unifi Capital
 - Unifi Investment Management

Investing in: **International Expansionism**

By investing in America, we are not betting on the US economy, but the world economy.

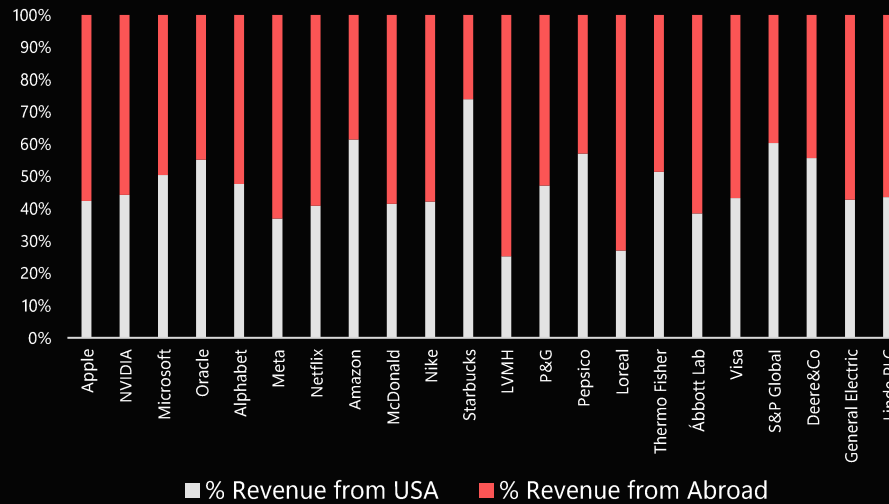
Every major country has a competitive advantage & national champion

(G20 examples include: US Tech, German Capital Equipment, Korean Consumer Electronics, Japanese Automobiles, Taiwanese Chips, etc.)

We seek to exposure G20 to those businesses that will dominate the world in their sectors, whether they:

are listed in America:

Roughly half of the S&P 500's revenues are earned abroad.



or listed in other countries:

ADRs bring the biggest non-US Global firms into G20

| | No of ADRs | Size of ADRs | Examples |
|--------------------|--------------|--------------------|-----------------------------------|
| Japan | 265 | \$4,592 Bn | Toyota, Mitsubishi, Sony, Hitachi |
| UK | 155 | \$2,721 Bn | AstraZeneca, HSBC, Unilever, Arm |
| Germany | 104 | \$2,050 Bn | SAP, Siemens, Mercedes, Adidas |
| France | 86 | \$3,013 Bn | LVMH, L'Oréal, Airbus, Schneider |
| Switzerland | 48 | \$1,627 Bn | Nestle, Novartis, Roche, ABB |
| TOTAL | 1,764 | \$88,939 Bn | |

Why G20 Portfolio?

Why G20 ?
Fund Strategy

Investing in Innovation

Focus 1: Big Tech
Focus 2: Growth Tech
Focus 3 : Non-Tech

Investing in Globalisation

Globally Dominant Firms
US listed, Global Firms

Stock Picking

Investment Universe
Investment Philosophy

Fund Details

Key Facts
Fund Details

About Unifi

Unifi Capital
Unifi Investment Management

The G20 Investment Universe

Our research begins with intently defining our Target Sectors & circle of competence

Large-cap Filter

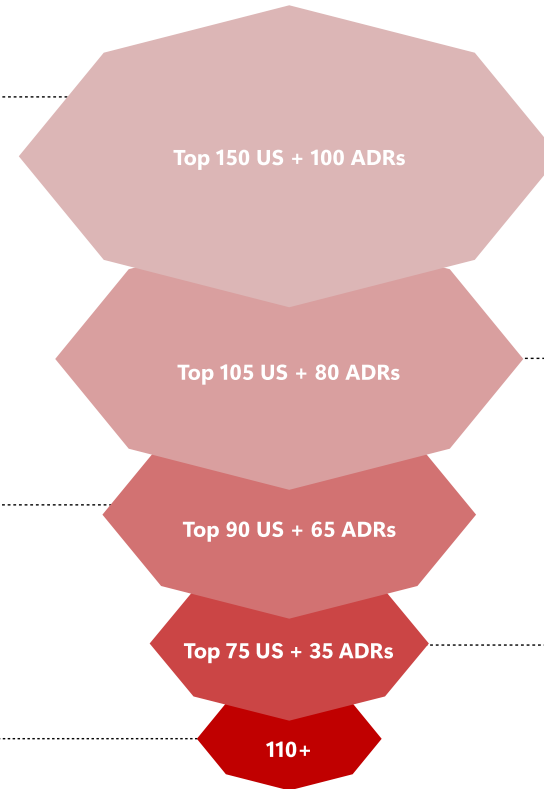
1. World's strongest & most stable businesses
2. Gold standard shareholder services- no information asymmetry
3. Deep sell side coverage support- Low Mosaic theory

Commodity Filter

Since Commodities trade at global prices, there is little benefit to investing in, for example, a German over an Indian steel maker.

Investment Universe

Top 75 US stocks + 35 ADRs + Compelling opportunities outside this universe

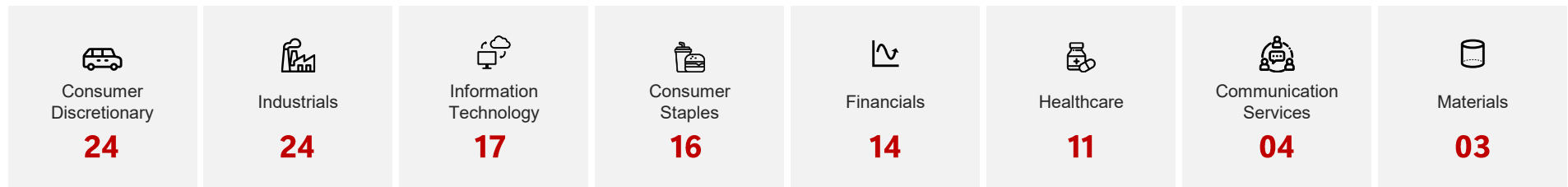


Global Filter

Exclude firms earning >75% revenue from US e.g., Banks, insurance, utilities, real estate & telecom

Domain Filter

- We exclude firms that require specialized country or domain knowledge to evaluate
1. Sectors such as e.g., Biotechnology
 2. EM Economies



• Why G20 Portfolio?

Why G20 ?
Fund Strategy

• Investing in Innovation

Focus 1: Big Tech
Focus 2: Growth Tech
Focus 3 : Non-Tech

• Investing in Globalisation

Globally Dominant Firms
US listed, Global Firms

• Stock Picking

Investment Universe
Investment Philosophy

• Fund Details

Key Facts
Fund Details

• About Unifi

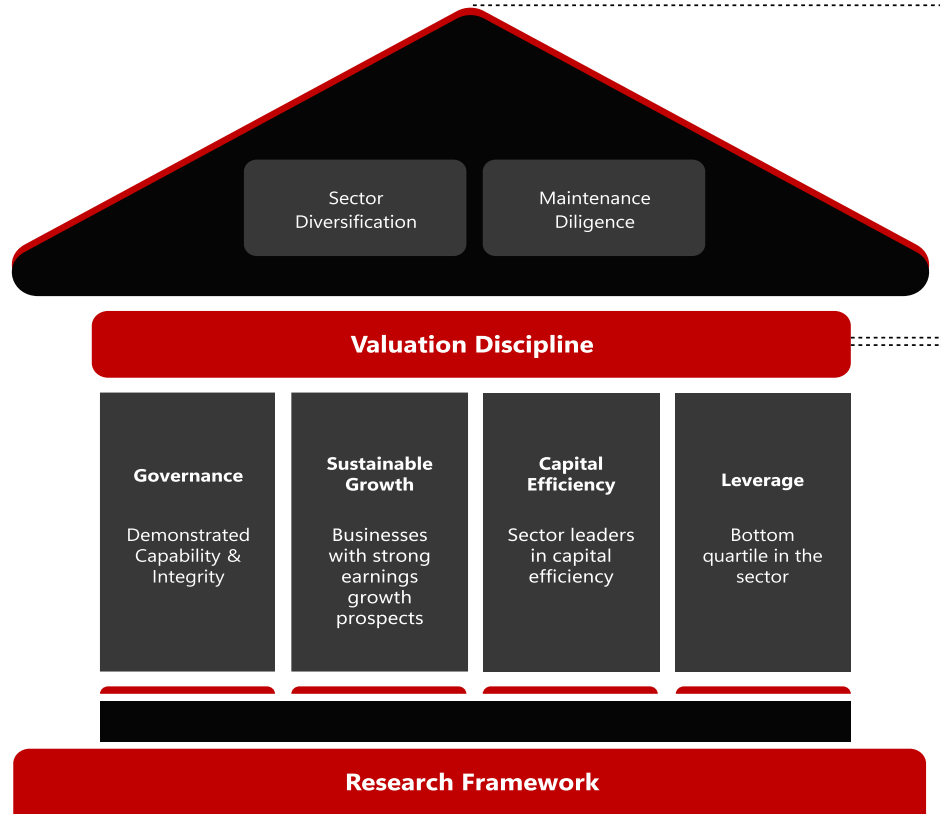
Unifi Capital
Unifi Investment Management

Our Investment Philosophy

G20 is built upon the same foundational investment philosophy that all Unifi funds are

Unifi does only one thing: Deep Fundamental Research

Fundamental GARP investing is not size-constrained, geography-constrained, or time-constrained



Portfolio Management

Asset Selection

How we invest

1

Generate Alpha by:

- Building **concentrated portfolios**
- **Bottom-up** research
- Benchmark Agnostic

2

Generate **Long-term Tax-efficient returns** by:

- Prudent Asset Selection with *durable* competitive advantages or *sustained* sectoral tailwinds
- Regimenting **2+ year investment horizon** with **low portfolio turnover**

3

GARP Investing-
Buy quality Growth businesses At Reasonable Prices

Strict valuation discipline:
Valuations are adjusted for:

1. Governance
2. Sustainable EPS growth
3. Capital Efficiency
4. Debt

4

Constant ongoing **maintenance diligence** in research & portfolio mgt.

Objective **sell re-assessment** when valuation exceeds or thesis changes

- Why G20 Portfolio?

 - Why G20 ?
 - Fund Strategy

- Investing in Innovation

 - Focus 1: Big Tech
 - Focus 2: Growth Tech
 - Focus 3 : Non-Tech

- Investing in Globalisation

 - Globally Dominant Firms
 - US listed, Global Firms

- Stock Picking

 - Investment Universe
 - Investment Philosophy

- Fund Details

 - Key Facts
 - Fund Details

- About Unifi

 - Unifi Capital
 - Unifi Investment Management

G20 Key Facts

The G20 Portfolio is:

A GARP investor in 20-25 Large-Cap Developed Market US-listed businesses Who drive the world in Pioneering Innovation & International Expansionism.

Objectives are:

Relatively safe & stable, tax-efficient (LTCCG), USD denominated returns that outperforms the MSCI World Large-Cap Index

Portfolio Concentration

Typically, 2%-10% on a stock-level. 30% on a sector level except Technology sector which may be higher.



G20 Portfolio companies are characterized by their preeminent innovations and influence on human behavior on a global scale.

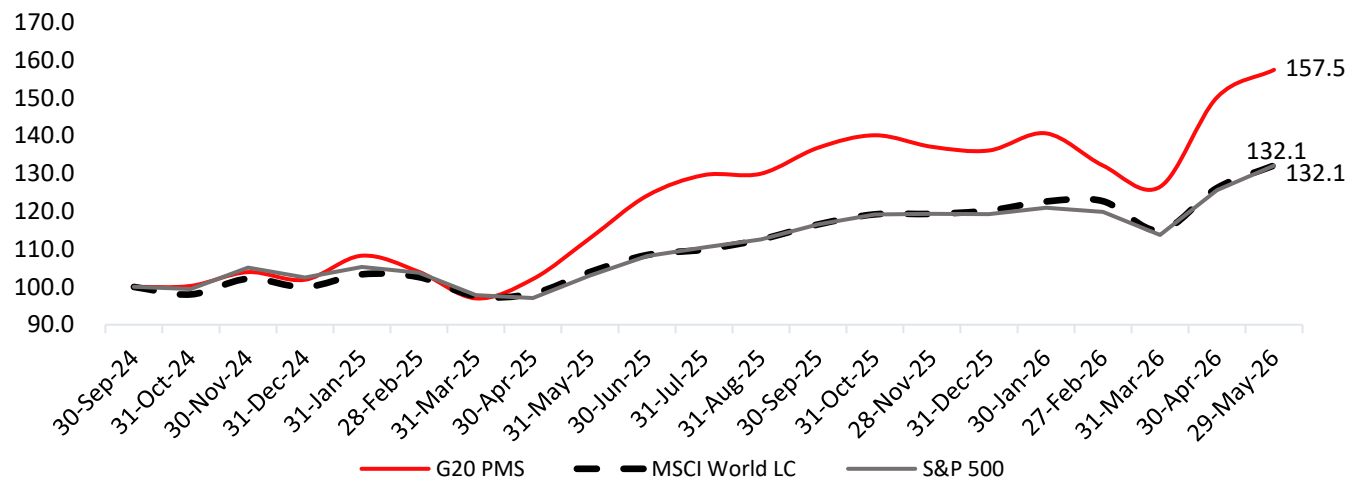
Sarath Reddy

Founder

G20 Strategy – Track Record of Our Own Capital

- Why G20 Portfolio?
 - Why G20 ?
 - Fund Strategy
- Investing in Innovation
 - Focus 1: Big Tech
 - Focus 2: Growth Tech
 - Focus 3 : Non-Tech
- Investing in Globalisation
 - Globally Dominant Firms
 - US listed, Global Firms
- Stock Picking
 - Investment Universe
 - Investment Philosophy
- Fund Details
 - Key Facts
 - Fund Details
- About Unifi
 - Unifi Capital
 - Unifi Investment Management

USD Performance



Performance Summary

| | G20 PMS | Benchmark |
|------------------------------|---------|-----------|
| 1m | 4.9% | 4.7% |
| 3m | 19.2% | 7.7% |
| 6m | 14.9% | 10.7% |
| CYTD'26 | 15.7% | 9.9% |
| Since Inception - Annualised | 31.5% | 18.3% |

USD Monthly Returns

| Year | Description | Jan | Feb | Mar | Apr | May | Jun | July | Aug | Sep | Oct | Nov | Dec | CY |
|------|----------------------|------|-------|-------|-------|-------|-------|------|------|-------|-------|-------|-------|-------|
| 2024 | G20 Portfolio | - | - | - | - | - | - | - | - | 0.6% | -0.3% | 3.6% | -1.9% | 1.9% |
| | MSCI World Large Cap | - | - | - | - | - | - | - | - | -0.1% | -1.9% | 4.2% | -2.1% | 0.0% |
| | S&P 500 | - | - | - | - | - | - | - | - | 0.4% | -1.0% | 5.7% | -2.5% | 2.5% |
| 2025 | G20 Portfolio | 6.3% | -3.9% | -6.8% | 5.3% | 10.6% | 10.0% | 4.4% | 0.3% | 5.3% | 2.4% | -2.2% | -0.7% | 33.6% |
| | MSCI World Large Cap | 3.4% | -0.7% | -4.9% | 0.7% | 5.8% | 4.3% | 1.3% | 2.5% | 3.5% | 2.3% | 0.1% | 0.7% | 20.2% |
| | S&P 500 | 2.7% | -1.4% | -5.8% | -0.8% | 6.2% | 5.0% | 2.2% | 1.9% | 3.5% | 2.3% | 0.1% | 0.1% | 16.4% |
| 2026 | G20 Portfolio | 3.3% | -6.1% | -4.3% | 18.7% | 4.9% | - | - | - | - | - | - | - | 15.7% |
| | MSCI World Large Cap | 2.0% | 0.1% | -6.3% | 9.8% | 4.7% | - | - | - | - | - | - | - | 9.9% |
| | S&P 500 | 1.4% | -0.9% | -5.1% | 10.4% | 5.2% | - | - | - | - | - | - | - | 10.7% |

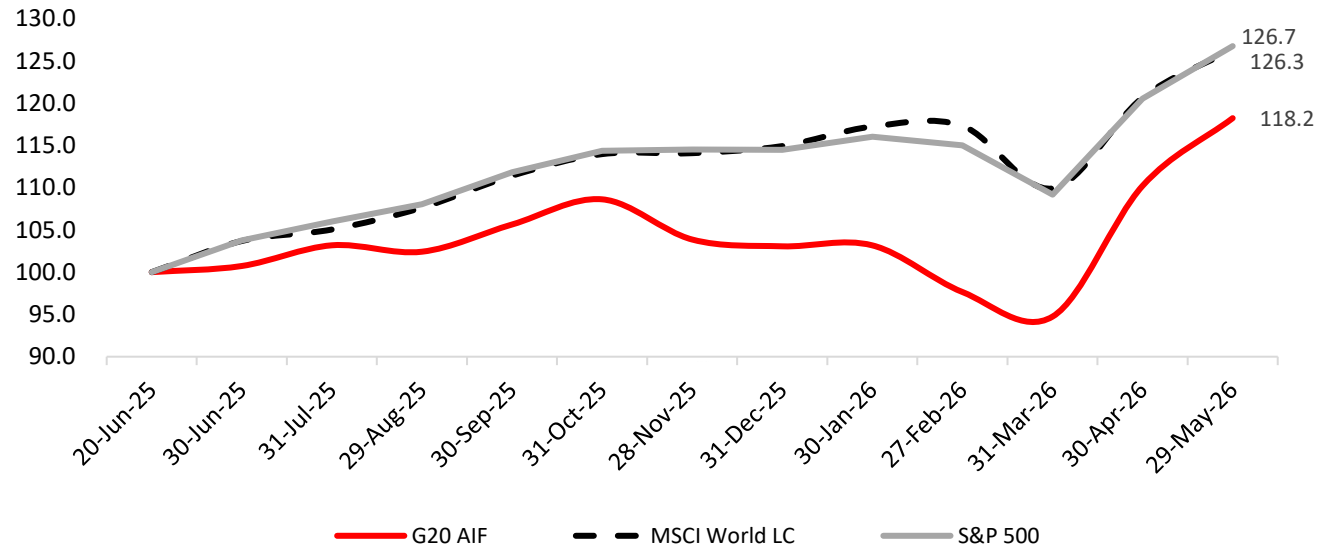
Inception: 30th Sep 2024. The portfolio returns are after management fees and other expenses but before tax.

Note: The performance shown is of the G20 Portfolio under PMS (GIFT City, IFSC) and is currently not open for subscription.

Unifi G20 AIF Performance

- Why G20 Portfolio?
 - Why G20 ?
 - Fund Strategy
- Investing in Innovation
 - Focus 1: Big Tech
 - Focus 2: Growth Tech
 - Focus 3 : Non-Tech
- Investing in Globalisation
 - Globally Dominant Firms
 - US listed, Global Firms
- Stock Picking
 - Investment Universe
 - Investment Philosophy
- Fund Details**
 - Key Facts
 - Fund Details
- About Unifi
 - Unifi Capital
 - Unifi Investment Management

USD Performance



Performance Summary

| | Unifi G20 Fund | Benchmark |
|-----------------------------------|----------------|--------------|
| 1m | 7.3% | 4.7% |
| 3m | 21.1% | 7.7% |
| 6m | 13.8% | 10.7% |
| CYTD'26 | 14.7% | 9.9% |
| Since Inception - Absolute | 18.2% | 26.3% |

| USD Monthly Returns | | | | | | | | | | | | | | |
|---------------------|----------------------|------|-------|-------|-------|------|------|------|-------|------|------|--------|-------|-------|
| Year | Description | Jan | Feb | Mar | Apr | May | Jun | Jul | Aug | Sep | Oct | Nov | Dec | CY |
| 2025 | Unifi G20 Fund | - | - | - | - | - | 0.7% | 2.4% | -0.7% | 3.2% | 2.8% | -4.38% | -0.8% | 3.1% |
| | MSCI World Large Cap | - | - | - | - | - | 3.7% | 1.3% | 2.5% | 3.5% | 2.3% | 0.10% | 0.7% | 14.9% |
| | S&P 500 | - | - | - | - | - | 3.8% | 2.2% | 1.9% | 3.5% | 2.3% | 0.13% | -0.1% | 14.5% |
| 2026 | Unifi G20 Fund | 0.1% | -5.4% | -3.0% | 16.3% | 7.3% | - | - | - | - | - | - | - | 14.7% |
| | MSCI World Large Cap | 2.0% | 0.1% | -6.3% | 9.8% | 4.7% | - | - | - | - | - | - | - | 9.9% |
| | S&P 500 | 1.4% | -0.9% | -5.1% | 10.4% | 5.2% | - | - | - | - | - | - | - | 10.7% |

Note: The portfolio returns are after management fees and other expenses but before tax.

Unifi G20 Fund – Key Terms

| | |
|------------------------------|--|
| Investment Structure | Cat 3 AIF – Open ended domiciled in GIFT City, IFSC |
| Minimum Investment | \$150,000 (\$60,000 for Accredited Investors) |
| Setup Fees | Nil. |
| Who can invest? | Individuals and Non-Individuals (incl NRIs) |
| Lock – In | 2 Years [> 2 years no lock-in.] |
| Exit Load | Nil. |
| Drawdown | 100% drawdown |
| Subscription | Monthly – 1st of every month |
| Redemption | Monthly – Last day of each month |
| Tax at the fund level | STCG < 2 years at MMR (~40%) and LTCG > 2 years at 12.5% plus applicable charges. No tax at the hands of the investor. |
| Fund Custodian | Kotak Mahindra Bank, IFSC |
| Fund Legal | IC Universal Legal |
| Fund Tax Advisor | PWC, GIFT IFSC |

- Why G20 Portfolio?
 - Why G20 ?
 - Fund Strategy
- Investing in Innovation
 - Focus 1: Big Tech
 - Focus 2: Growth Tech
 - Focus 3 : Non-Tech
- Investing in Globalisation
 - Globally Dominant Firms
 - US listed, Global Firms
- Stock Picking
 - Investment Universe
 - Investment Philosophy
- **Fund Details**
 - Key Facts
 - Fund Details**
- About Unifi
 - Unifi Capital
 - Unifi Investment Management

Outward Remittance/LRS And TCS

Outward remittance limits

Resident Indians:

- a. For Individuals (LRS) – Limit is US\$ 250K per year
- b. For non-individuals (OPI) – Overseas investments up to **50% of net worth** (last audited) is allowed

Who are the non-individuals? – Company, LLP, Registered partnership firm. (Trusts cannot investment outside India)

NRIs – No LRS. No TCS.

Tax collected at source (TCS)

- Applies ONLY for Individuals.
- Does not apply to non-individuals and NRIs (including the NRO monies)
- TCS is **20%** on the investment amount exceeding 10L.

TCS is akin to Advance tax - Can be set off against advance tax or TDS on salary (for salaried individuals).

- Why G20 Portfolio?

- Why G20 ?
 - Fund Strategy

- Investing in Innovation

- Focus 1: Big Tech
 - Focus 2: Growth Tech
 - Focus 3 : Non-Tech

- Investing in Globalisation

- Globally Dominant Firms
 - US listed, Global Firms

- Stock Picking

- Investment Universe
 - Investment Philosophy

- Fund Details

- Key Facts
 - Fund Details

- About Unifi

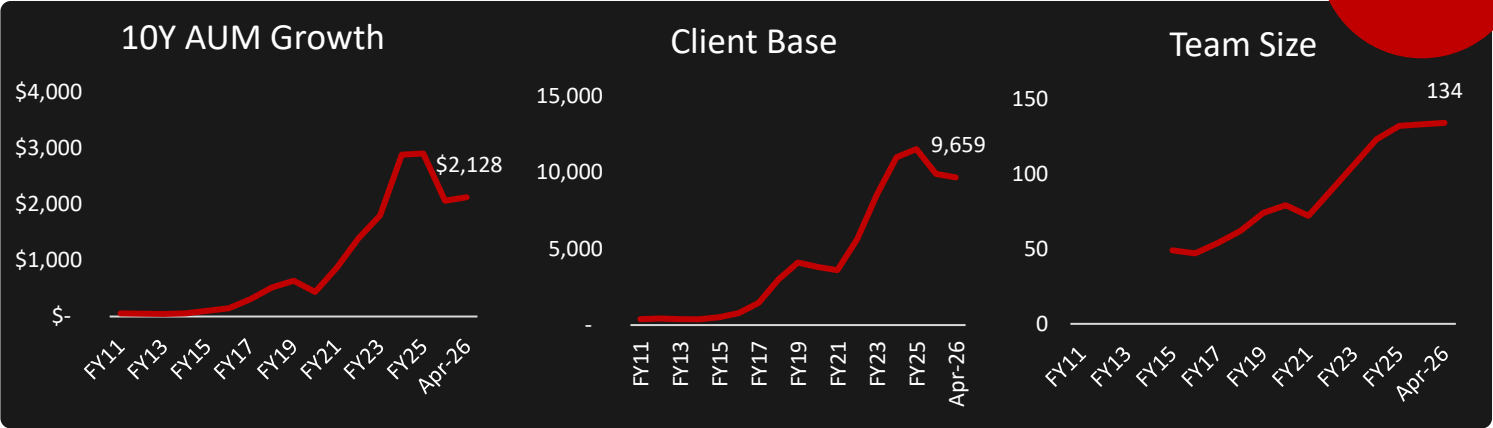
- Unifi Capital
 - Unifi Investment Management

- Why G20 Portfolio?
 - Why G20 ?
 - Fund Strategy
- Investing in Innovation
 - Focus 1: Big Tech
 - Focus 2: Growth Tech
 - Focus 3 : Non-Tech
- Investing in Globalisation
 - Globally Dominant Firms
 - US listed, Global Firms
- Stock Picking
 - Investment Universe
 - Investment Philosophy
- Fund Details
 - Key Facts
 - Fund Details
- About Unifi
 - Unifi Capital
 - Unifi Investment Management

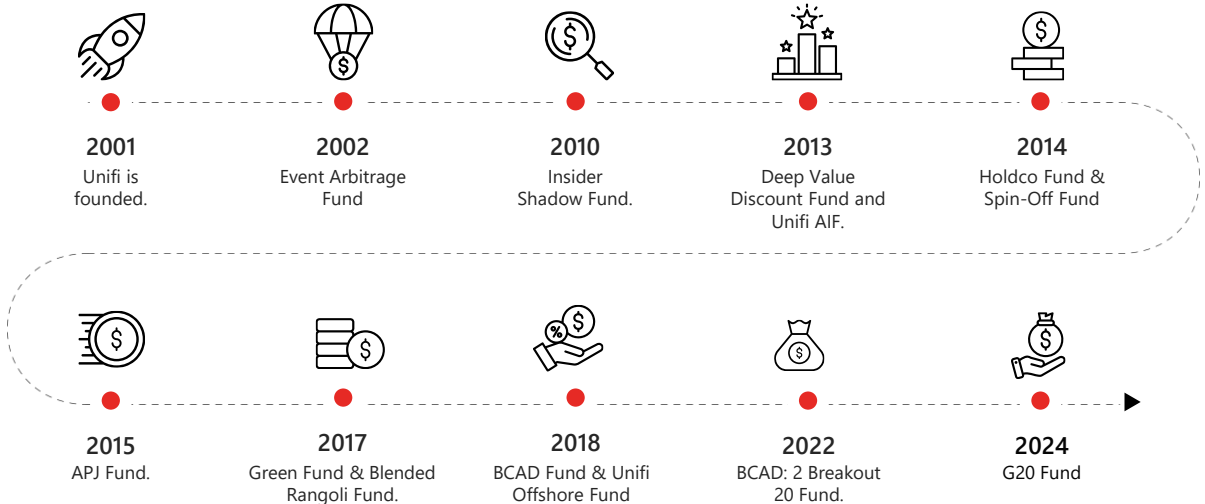
About Unifi

Unifi is

- One of India's largest independent Investment Managers with an AUM of \$2.1B
- One of India's oldest IMs with a successful track record spanning 25 years, 19 corrections and 5 market cycles.
- 100% employee-owned.
- Our reputation has attracted many of India's most accomplished industrialists, technologists, artists, and sports persons as clients, with an exceptional client retention rate.



Unifi's Fund History



Unifi Investment Management

Unifi IM is a fully-owned subsidiary of Unifi Capital. After being virtually incubated within Unifi Capital since 2018, the offshore practice was re-organized into an independent entity based in the GIFT IFSC in 2022. The GIFT IFSC is an offshore jurisdiction set up by the Govt. of India to facilitate cross-border investing. This enables Unifi IM to adopt the regulatory structure that caters specifically to the unique needs of the G20 Fund.

Having been staffed with Unifi Capital employees, we inherited various aspects of our parent's DNA, including- most prominently- our investment philosophy and analyst culture. Consequently, our approach to asset selection and portfolio strategy hinges entirely on conducting deep proprietary fundamental research of investee companies and the overall market.

Unifi IM's entire research team is dedicated exclusively to managing G20.

Investment Advisory Committee



K Sarath Reddy
Founder & CIO
Unifi Capital



Baidik Sarkar
Deputy CIO
Unifi Capital

Fund Management



Parth Patel



Pratik Shah



Anchal Agarwal



Tanuj Bhala

- Why G20 Portfolio?

 - Why G20 ?
 - Fund Strategy

- Investing in Innovation

 - Focus 1: Big Tech
 - Focus 2: Growth Tech
 - Focus 3 : Non-Tech

- Investing in Globalisation

 - Globally Dominant Firms
 - US listed, Global Firms

- Stock Picking

 - Investment Universe
 - Investment Philosophy

- Fund Details

 - Key Facts
 - Fund Details

- About Unifi

 - Unifi Capital
 - Unifi Investment Management

Thank **you!**

Contact us[↗]

✉ ir@unifiinvestment.com

☎ +91 99624 24820

🌐 www.unifiinvestment.com

📍 5th Floor, Unit No. 509, Hiranandani
Signature, Block. 13B, Road 1C, Zone 1,
GIFT SEZ, GIFT City, Gandhinagar,
Gujarat - 382355

This report and the information contained herein are strictly confidential and not meant for retail investors. It may not be altered in any way, transmitted to, copied or distributed, in part or in whole, to any other person or the media or reproduced in any form without the prior written consent of Unifi Investment Management LLP. The information and opinions expressed in this report have been prepared by Unifi Investment Management LLP and are subject to change without any notice. This report does not constitute a prospectus, disclosure document, offer, or solicitation to buy any securities or other investment. This document is neither approved, certified, nor verified by any regulator. The statements contained herein may include statements of future expectations and other forward-looking statements based on our current views and assumptions and involve known and unknown risks and uncertainties that could cause actual results, performance or events to differ materially from those expressed or implied in such statements. Nothing in this report constitutes investment, legal, accounting or tax advice or a representation that any investment or approach is suitable or appropriate to your specific circumstances. By referring to any particular sector or security, Unifi Investment Management LLP does not provide any promise or assurance of a favourable view of a particular industry, sector or business group in any manner. This material is based upon information that we consider reliable, but we do not represent that it is accurate or complete, and it should not be relied upon as such. However, Unifi Investment Management LLP warrants that the contents of this document are true to the best of its knowledge. Neither Unifi Investment Management LLP nor its affiliates or their partners, directors, employees, agents, or representatives shall be responsible or liable in any manner, directly or indirectly, for views or opinions expressed in this analysis or the contents or any systemic errors or discrepancies or for any decisions or actions taken in reliance on the analysis. The recipient of this material should rely on their investigations and take their own professional advice. Opinions, if any, expressed are our opinions as of the date of appearing in this material only.